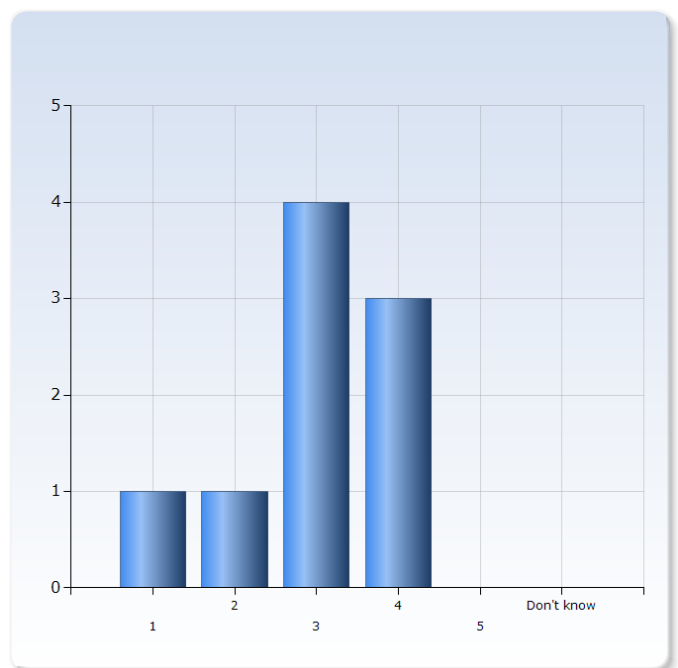


Mathematics III (2017)

Respondents: 27
Answer Count: 9
Answer Frequency: 33.33 %

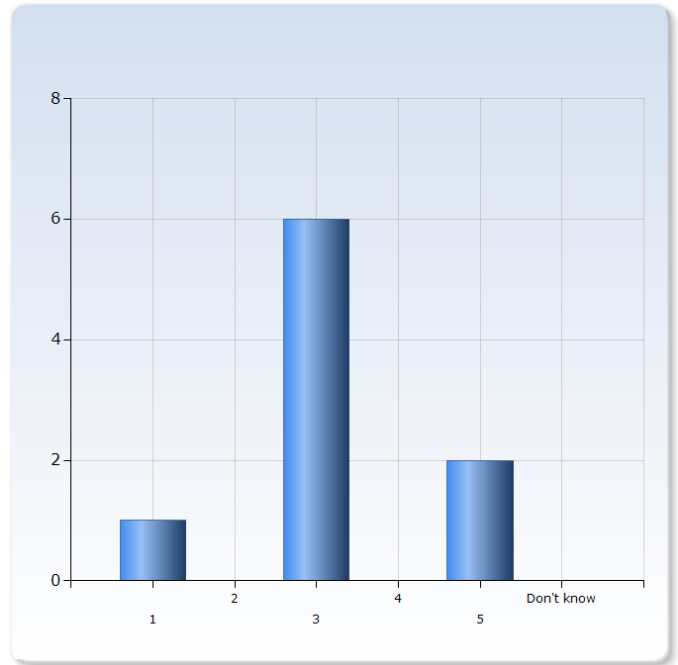
1. What is your general opinion on this course? (1=Really bad, 5=Really good)

	Number of Responses
1	1 (11.1%)
2	1 (11.1%)
3	4 (44.4%)
4	3 (33.3%)
5	0 (0.0%)
Don't know	0 (0.0%)
Total	9 (100.0%)



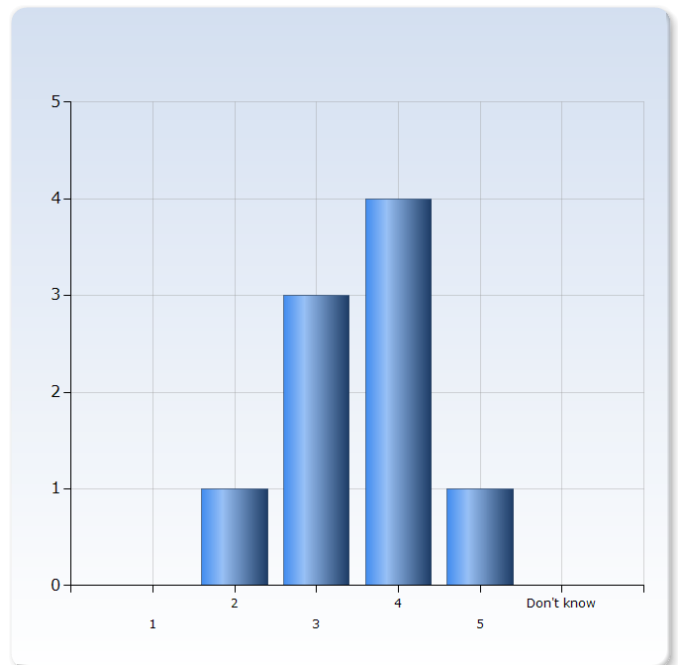
2. What is your opinion on the amount of material covered (1=Too little, 5=Too much)

	Number of Responses
1	1 (11.1%)
2	0 (0.0%)
3	6 (66.7%)
4	0 (0.0%)
5	2 (22.2%)
Don't know	0 (0.0%)
Total	9 (100.0%)



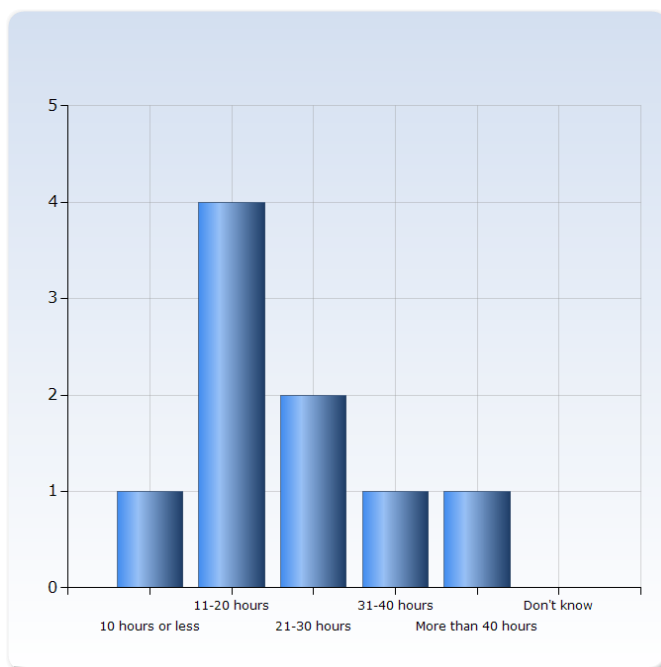
3. What is your opinion about the level of difficulty of the course (1=Really easy, 5=Really good)

	Number of Responses
1	0 (0.0%)
2	1 (11.1%)
3	3 (33.3%)
4	4 (44.4%)
5	1 (11.1%)
Don't know	0 (0.0%)
Total	9 (100.0%)



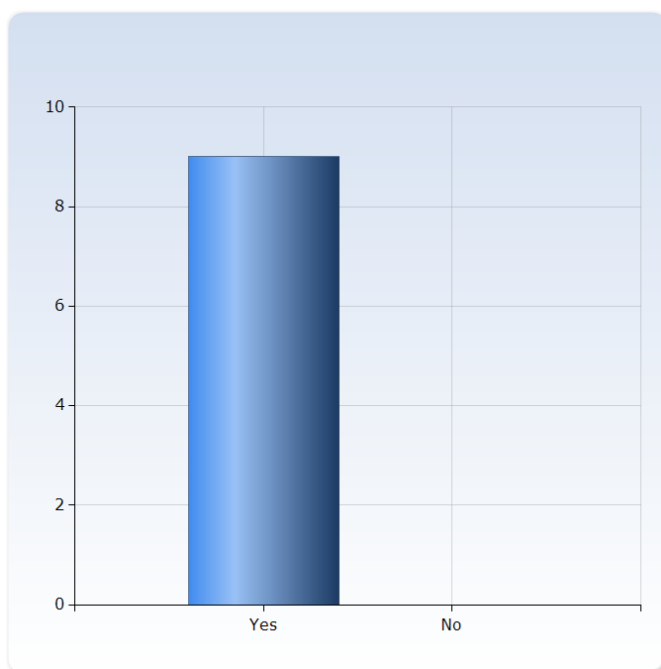
4. Approximately, how many hours per week did you spend studying during this course? (including lectures and seminars/exercises)

	Number of Responses
10 hours or less	1 (11.1%)
11-20 hours	4 (44.4%)
21-30 hours	2 (22.2%)
31-40 hours	1 (11.1%)
More than 40 hours	1 (11.1%)
Don't know	0 (0.0%)
Total	9 (100.0%)



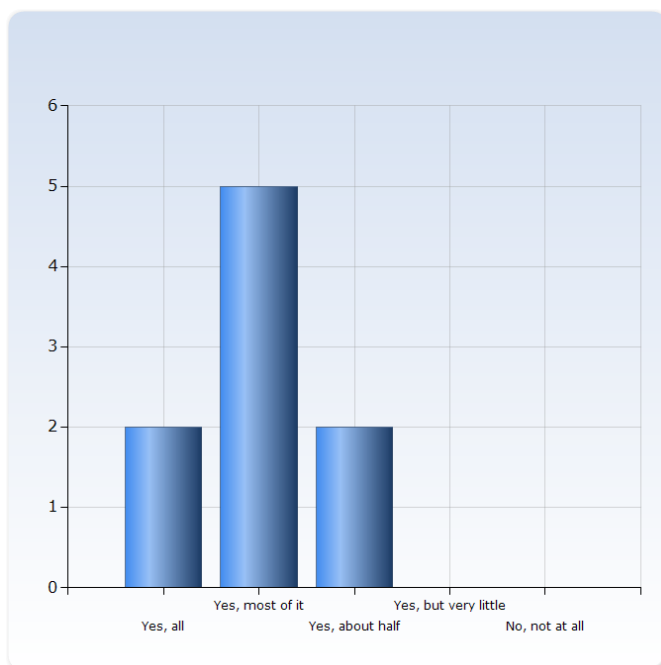
5. Did you have access to the course literature?

	Number of Responses
Yes	9 (100.0%)
No	0 (0.0%)
Total	9 (100.0%)



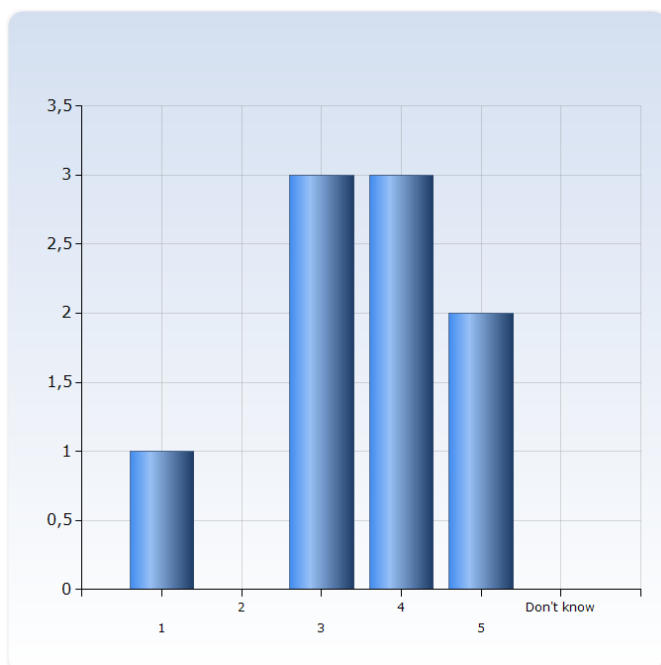
6. Have you read the course literature?

	Number of Responses
Yes, all	2 (22.2%)
Yes, most of it	5 (55.6%)
Yes, about half	2 (22.2%)
Yes, but very little	0 (0.0%)
No, not at all	0 (0.0%)
Total	9 (100.0%)



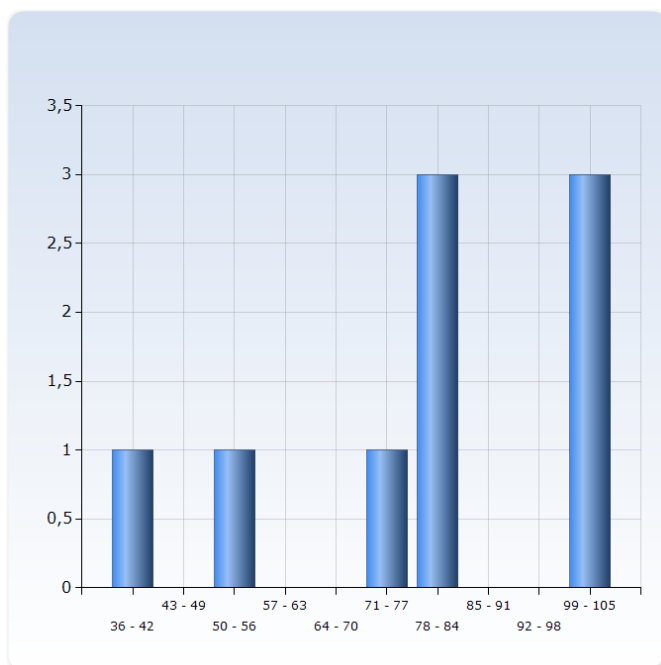
7. What is your opinion on the course literature? (1=Really bad, 5=Really good)

	Number of Responses
1	1 (11.1%)
2	0 (0.0%)
3	3 (33.3%)
4	3 (33.3%)
5	2 (22.2%)
Don't know	0 (0.0%)
Total	9 (100.0%)



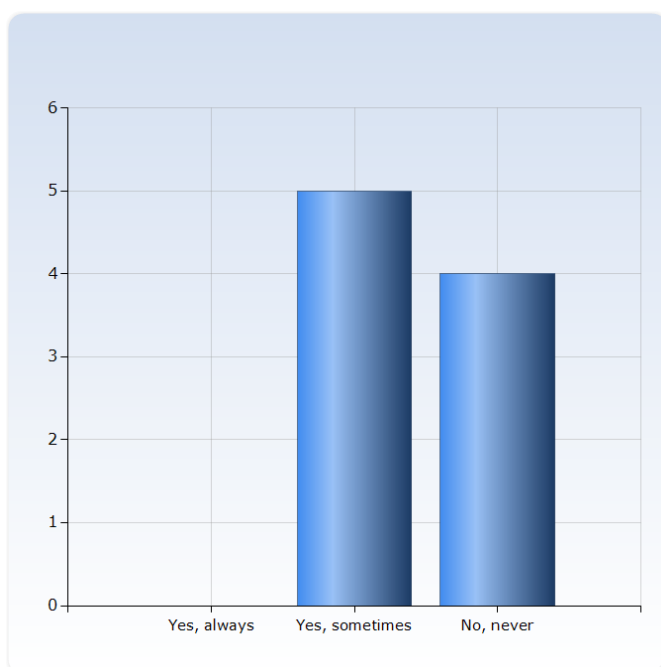
8. What percentage of lectures did you attend?

What percentage of lectures did you attend?	Number of Responses
36 - 42	1 (11.1%)
43 - 49	0 (0.0%)
50 - 56	1 (11.1%)
57 - 63	0 (0.0%)
64 - 70	0 (0.0%)
71 - 77	1 (11.1%)
78 - 84	3 (33.3%)
85 - 91	0 (0.0%)
92 - 98	0 (0.0%)
99 - 105	3 (33.3%)
Total	9 (100.0%)



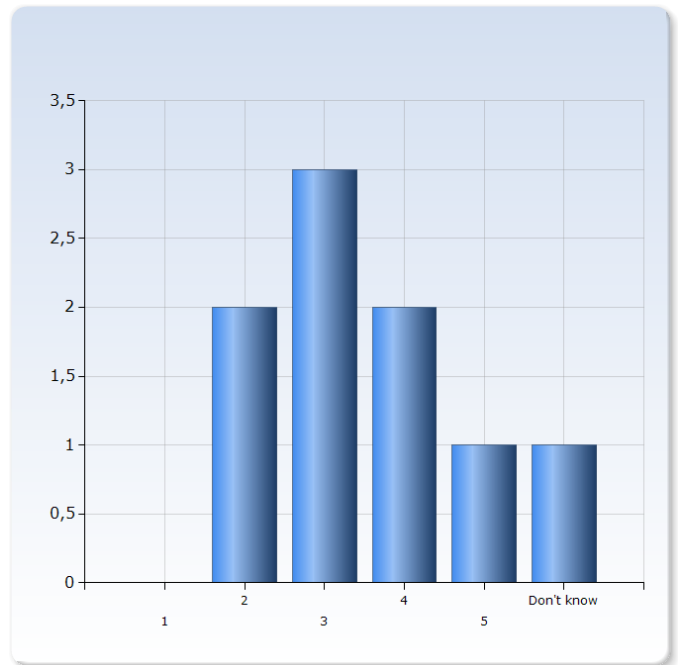
9. Did you usually read the literature before you attended lectures?

	Number of Responses
Yes, always	0 (0.0%)
Yes, sometimes	5 (55.6%)
No, never	4 (44.4%)
Total	9 (100.0%)



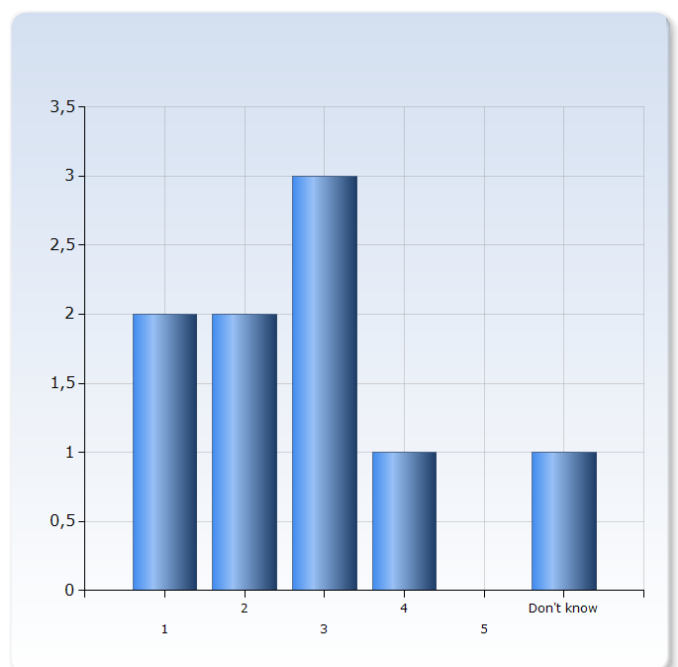
10. What is your opinion on the lectures by Tessa Bold? (1=Really bad, 5=Really good)

	Number of Responses
1	0 (0.0%)
2	2 (22.2%)
3	3 (33.3%)
4	2 (22.2%)
5	1 (11.1%)
Don't know	1 (11.1%)
Total	9 (100.0%)



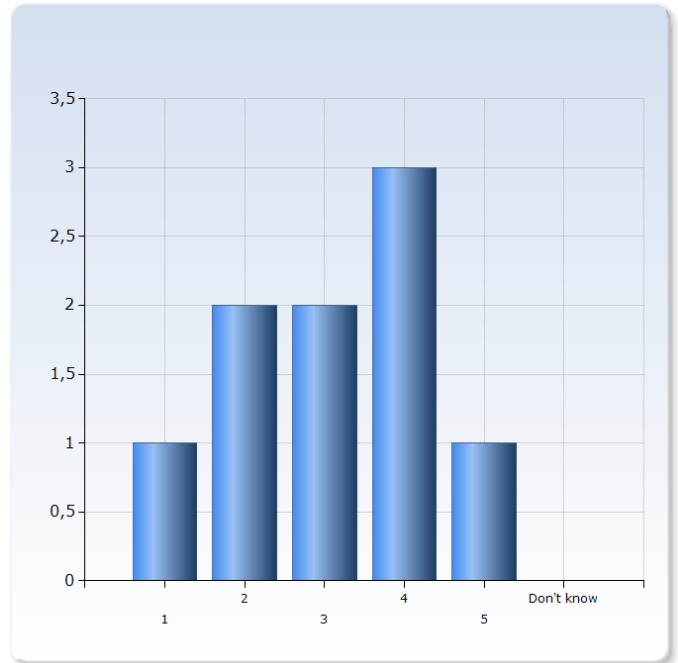
11. What is your opinion on the level of difficulty of the lectures by Tessa Bold? (1=Really easy, 5=Really hard)

	Number of Responses
1	2 (22.2%)
2	2 (22.2%)
3	3 (33.3%)
4	1 (11.1%)
5	0 (0.0%)
Don't know	1 (11.1%)
Total	9 (100.0%)



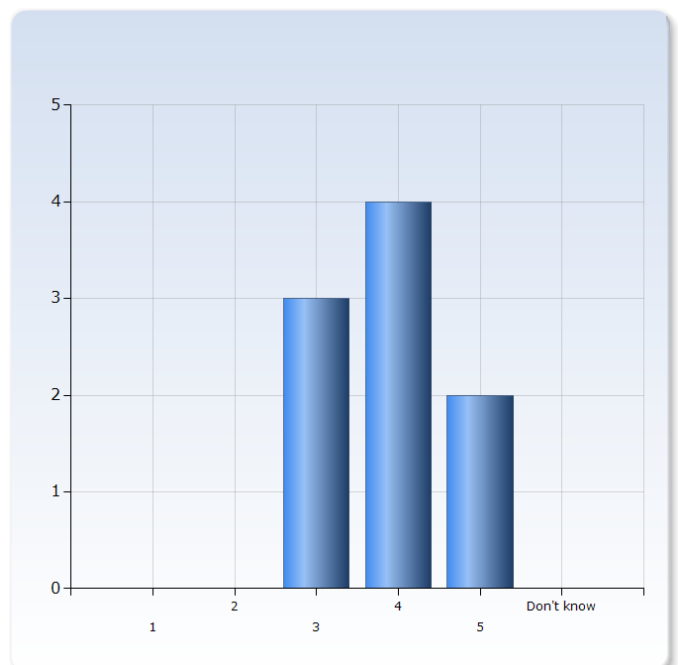
12. What is your opinion on the lectures by Alexandre Kohlhas? (1=Really bad, 5=Really good)

	Number of Responses
1	1 (11.1%)
2	2 (22.2%)
3	2 (22.2%)
4	3 (33.3%)
5	1 (11.1%)
Don't know	0 (0.0%)
Total	9 (100.0%)



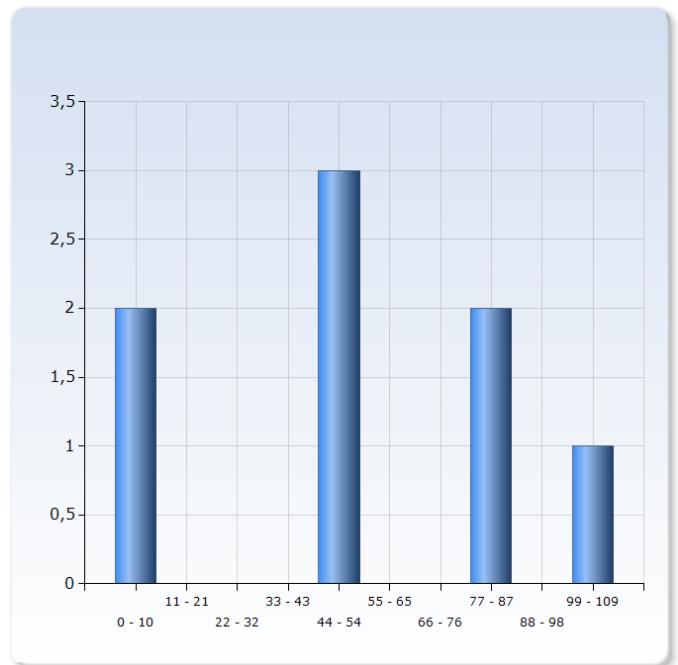
13. What is your opinion on the level of difficulty of the lectures by Alexandre Kohlhas? (1=Really easy, 5=Really hard)

	Number of Responses
1	0 (0.0%)
2	0 (0.0%)
3	3 (33.3%)
4	4 (44.4%)
5	2 (22.2%)
Don't know	0 (0.0%)
Total	9 (100.0%)



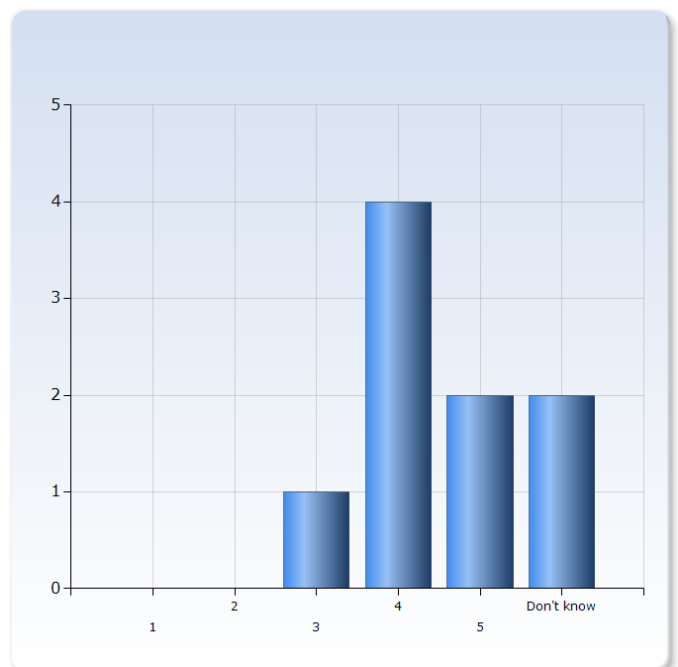
14. What percentage of TA sessions did you attend?

What percentage of TA sessions did you attend?	Number of Responses
0 - 10	2 (25.0%)
11 - 21	0 (0.0%)
22 - 32	0 (0.0%)
33 - 43	0 (0.0%)
44 - 54	3 (37.5%)
55 - 65	0 (0.0%)
66 - 76	0 (0.0%)
77 - 87	2 (25.0%)
88 - 98	0 (0.0%)
99 - 109	1 (12.5%)
Total	8 (100.0%)



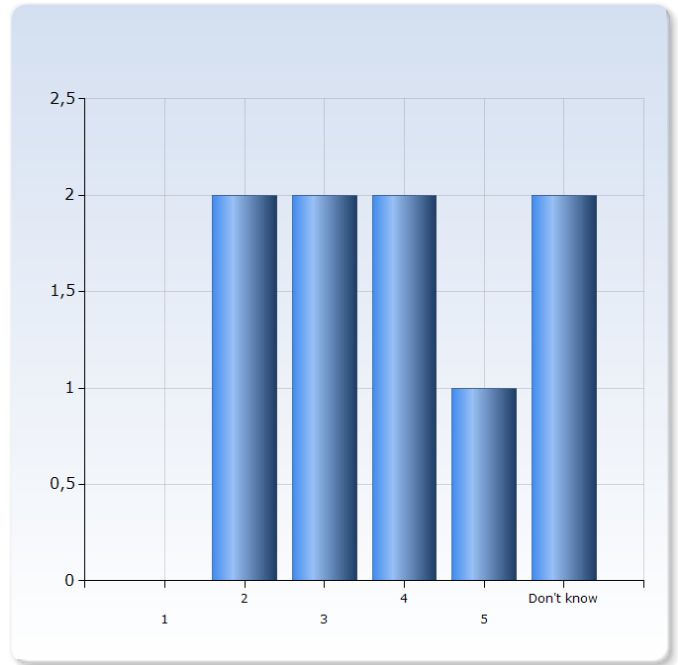
15. What is your opinion on the TA sessions with José E.Gallegos? (1=Really bad, 5=Really good)

	Number of Responses
1	0 (0.0%)
2	0 (0.0%)
3	1 (11.1%)
4	4 (44.4%)
5	2 (22.2%)
Don't know	2 (22.2%)
Total	9 (100.0%)



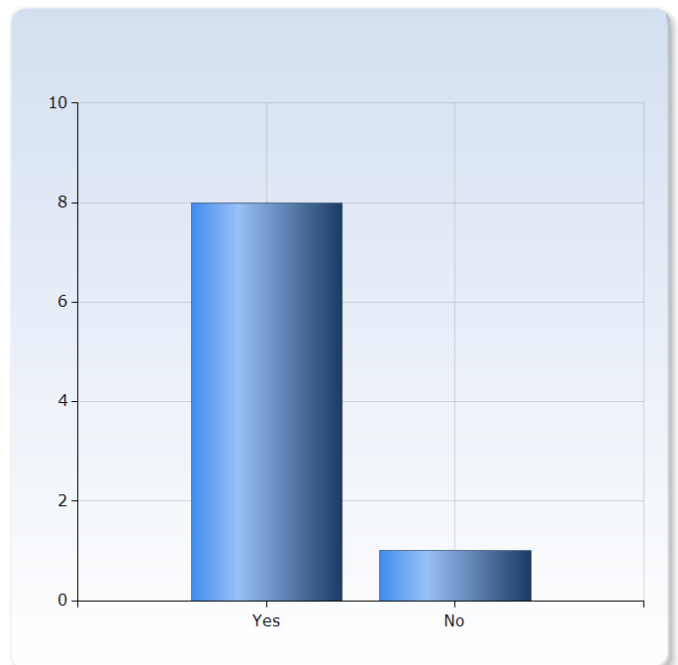
16. What is your opinion on the level of difficulty of the TA sessions? (1=Too easy, 5=To hard)

	Number of Responses
1	0 (0.0%)
2	2 (22.2%)
3	2 (22.2%)
4	2 (22.2%)
5	1 (11.1%)
Don't know	2 (22.2%)
Total	9 (100.0%)



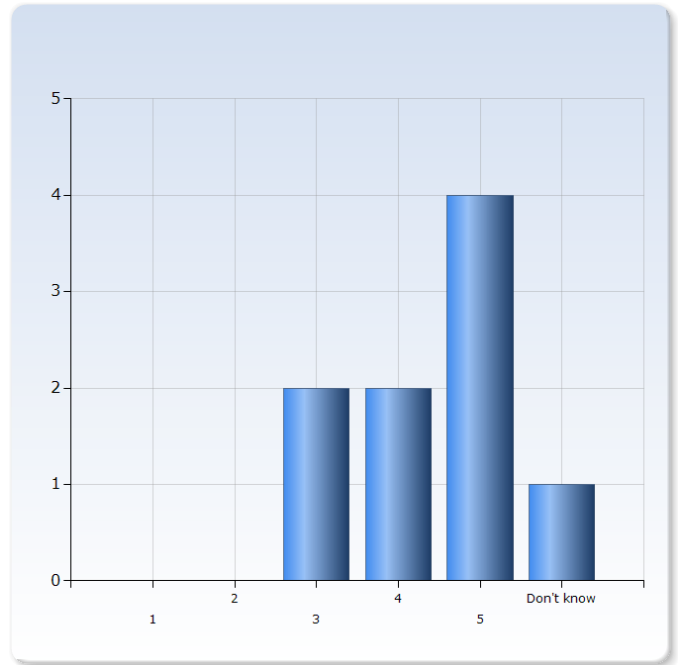
17. Did you complete the examination?

	Number of Responses
Yes	8 (88.9%)
No	1 (11.1%)
Total	9 (100.0%)



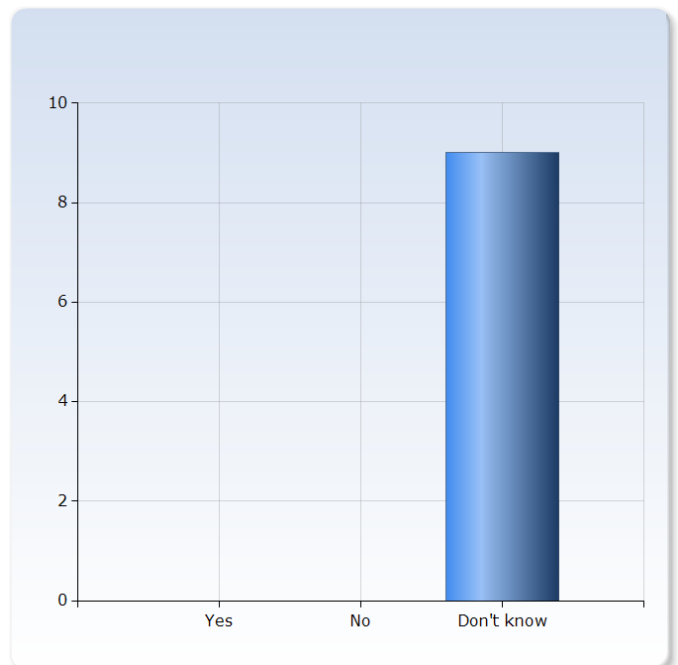
18. How well did the examination reflect the course in your view? (1=Really bad, 5=Really good)

	Number of Responses
1	0 (0.0%)
2	0 (0.0%)
3	2 (22.2%)
4	2 (22.2%)
5	4 (44.4%)
Don't know	1 (11.1%)
Total	9 (100.0%)



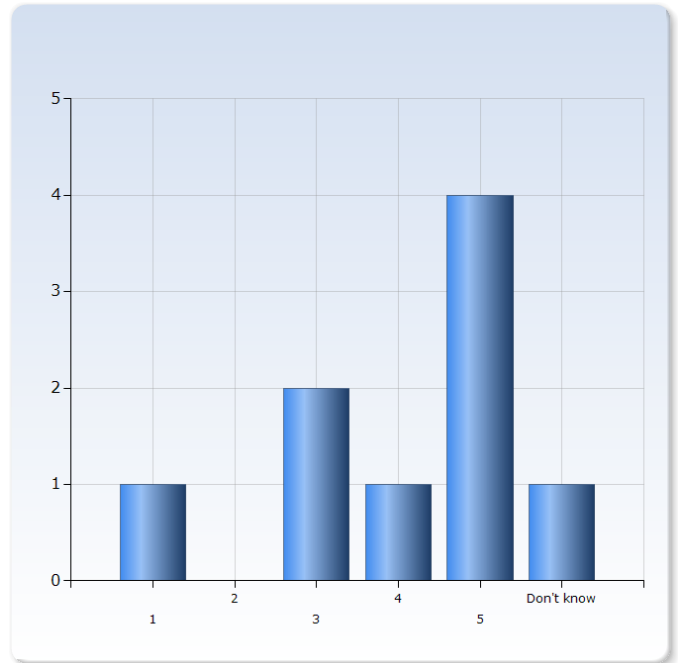
19. In case you know the result, did you pass the examination?

In case you know the result, did you pass the examination?	Number of Responses
Yes	0 (0.0%)
No	0 (0.0%)
Don't know	9 (100.0%)
Total	9 (100.0%)



20. Are you satisfied with the administrative routines around the course? (1=Really bad, 5=Really good)

	Number of Responses
1	1 (11.1%)
2	0 (0.0%)
3	2 (22.2%)
4	1 (11.1%)
5	4 (44.4%)
Don't know	1 (11.1%)
Total	9 (100.0%)



21. If you have any additional comments on the course you may write them here:

If you have any additional comments on the course you may write them here:

While generally being satisfied with the course, I think it could have been a bit more ambitious and rigorous.

Same as in Math 2. The first half was undergraduate material and we spent way too much time on the practical stuff rather than on the theory behind it. The second part was too short, given the material we covered.

Please make sure that you publish chapters/papers/whatever to read in advance, before the lecture starts. Or at least upload the slides, so that those who wish to do so, can prepare for the lecture... Other than that, it was a good enough course!

expected from a phd course, especially the first part of the course was quite similar to a bachelor course in style

This course is poorly linked to Math II and covers its subject on a lower level of difficulty than expected.